

Model No: C1C28



Features:

- Two high performance Coyote Infinity Burners™
- 640 sq. in. cooking area
- Up to 40,000 BTU
- Complete 304 stainless steel construction
- Interior grill lighting
- Integrated wind guard

Dimensions:

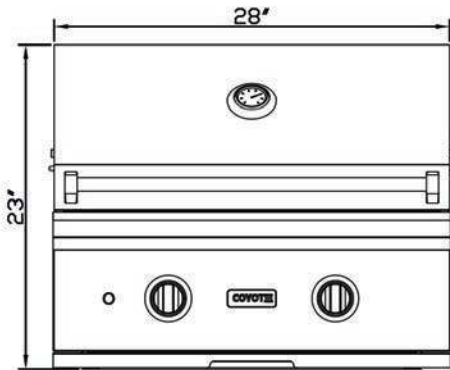
- Cutout: (H) 10 1/4" X (W) 26 3/8" X (D) 20 1/2"
- Overall: (H) 23" X (W) 28" X (D) 25 1/2"

Accessories:

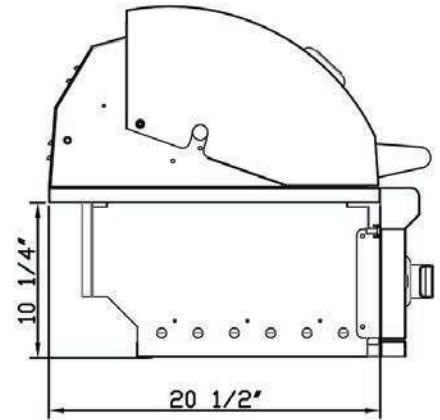
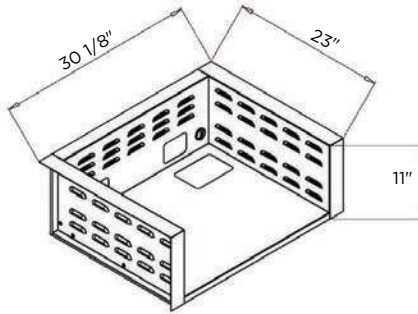
- Laser-Cut Signature Grates (CSIGRATE15)
- Charcoal trays (CCHTRAY15)
- 14" stainless steel griddle (C1GRDL)
- Custom fit, weather resistant cover
- Insulated jacket
- Gas conversion kit
- Free-Standing Model No: C1C28-FS LP/NG

C1C28 PRODUCT SPECS

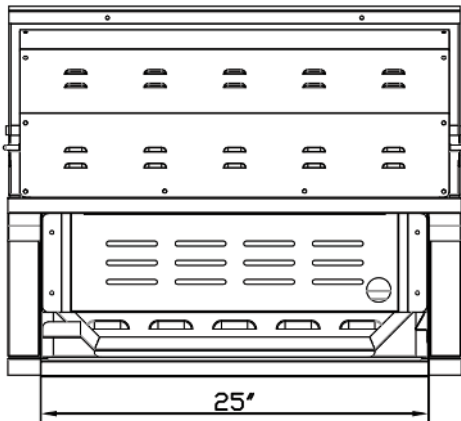
DIMENSIONAL RENDERINGS



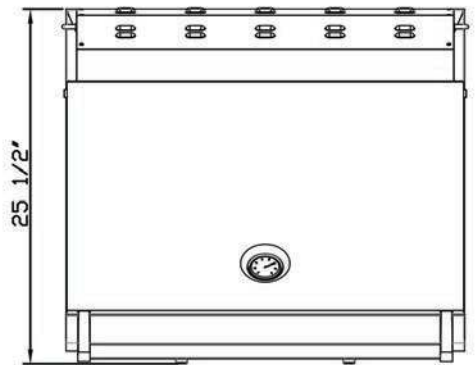
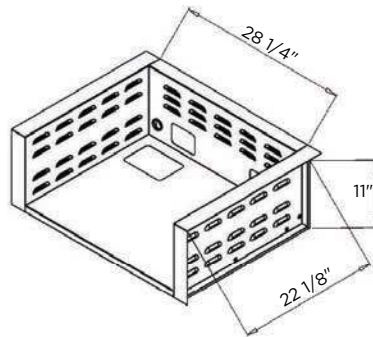
FRONT VIEW



SIDE VIEW



REAR VIEW



TOP VIEW

Overall Product Dimensions			
Model No.	Height	Width	Depth
C1C28	23"	28"	25 1/2"
CJAKTCC2	11"	30 1/8"	23"

Cutout Dimensions for Island			
Model No.	Height	Width	Depth
C1C28	10 1/4"	25"	20 1/2"
CJAKTCC2	11"	28 1/4"	22 1/8"

✓ When using a Coyote insulated jacket, you will want to build your island to the jacket's Cutout and Overall Dimensions listed above (detailed on 2nd page). Once the jacket is installed, the grill will rest on/inside the insulated jacket

Model No.	Gas Supply	BTU's	Regulator	WC Pressure	Max PSI	Electrical Requirements
C1C28LP	Propane	40,000	20 lb Tank Regulator	11"	.5 PSI	Qty 1 - 120 VAC 60 Hz Grounded Plug
C1C28NG	Natural Gas	40,000	1/2" Female Pipe	4"	.5 PSI	Qty 1 - 120 VAC 60 Hz Grounded Plug

Important Note to Installer: This file is not intended to replace your Owners' Manual which contains specific safety requirements and consumer guidelines. Please refer to your Owners' Manual prior to installing or operating your built-in grill.